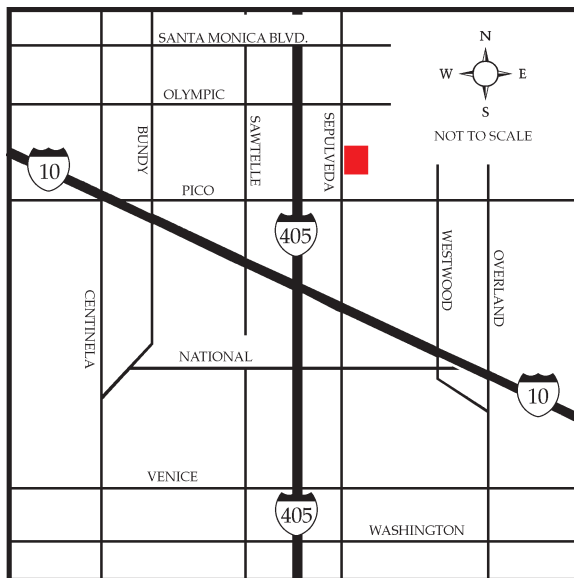




2340 S. Sepulveda Blvd. Los Angeles CA 90064



Directions:


From the North:

Proceed South on the  to the Olympic Blvd/Pico Blvd exit. At the bottom of the offramp turn left onto Sawtelle Blvd. Proceed 0.12 miles to W. Pico Blvd. Turn left onto W. Pico Blvd and proceed 0.23 miles to S. Sepulveda Blvd. Turn left onto Sepulveda Blvd and proceed 0.09 miles.


From the South:

Proceed North on the  to the National Blvd exit. Turn right onto National Blvd and proceed 0.06 miles to Sepulveda Blvd. Turn left onto Sepulveda Blvd and proceed 0.85 miles.

From the East:

Proceed West on the  to Overland Blvd.exit. Continue straight on the exit to go onto National Blvd. and proceed 0.75 miles to Sepulveda Blvd. Turn right onto Sepulveda Blvd and proceed 0.85 miles.

From the West:

Proceed East on the  to exit number 2 towards Centinella Ave. Merge onto Pico Blvd. proceed on Pico Blvd for 1.29 miles to Sepulveda Blvd. Turn left onto Sepulveda Blvd. and proceed 0.09 miles.

The building is on the right side of the street and the sign reads "Animal Medical Center of southern California".

